

e-Gro Q2 Release How To Guide

For questions, please contact egro.support@grodan.com



Introduction

e-Gro Q2 Release: Compare multiple batches and find answers in the support center

To stay competitive as an indoor grower, it's crucial to collect high quality, accurate data as input for your growth strategy. A growth strategy based on the latest data helps you to meet legislative and societal demands to grow more efficiently and more sustainably, and to react quickly to ever-changing consumer needs. Furthermore, paying attention to the smallest details in the growth of your plants can help you to differentiate yourself in the market and to meet consumer demands for even higher quality products. That is why we help you collect the most useful data through the e-Gro platform software. Every quarter, we update the platform with the latest insights and technologies, which supports you in further optimizing your growth strategy.

What's new?

Compare multiple batch performances in Growth Tracker

- New function to compare multiple batches in one, simple overview
- Puts the grower in the driver's seat to ensure the most optimized growing strategies
- Ability to analyze growth cycles, harvest details, batch details, growing phases and post-harvest data side by side or in the same graph
- Forms a basis for the creation of plant recipes

Support center

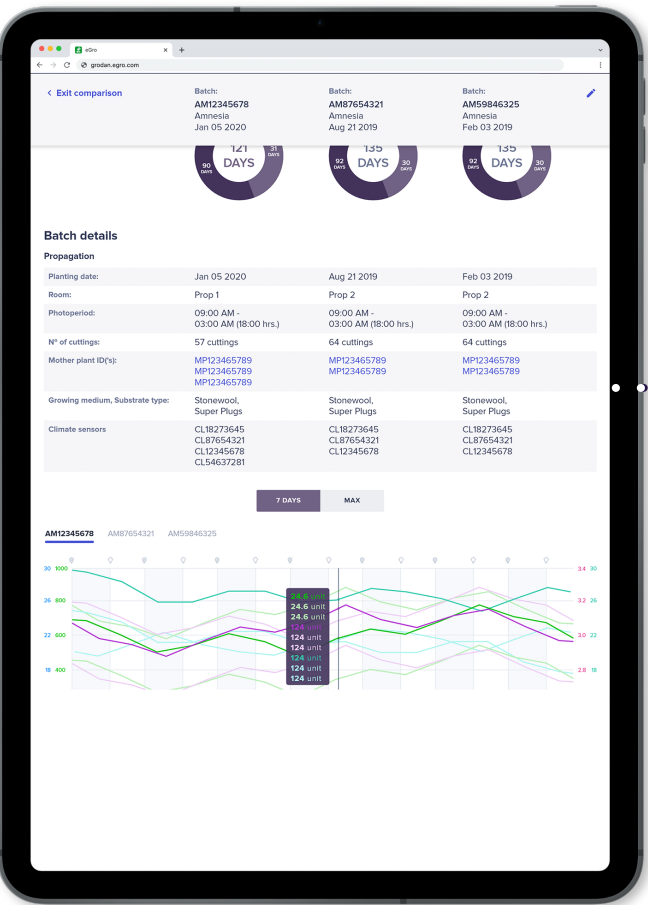
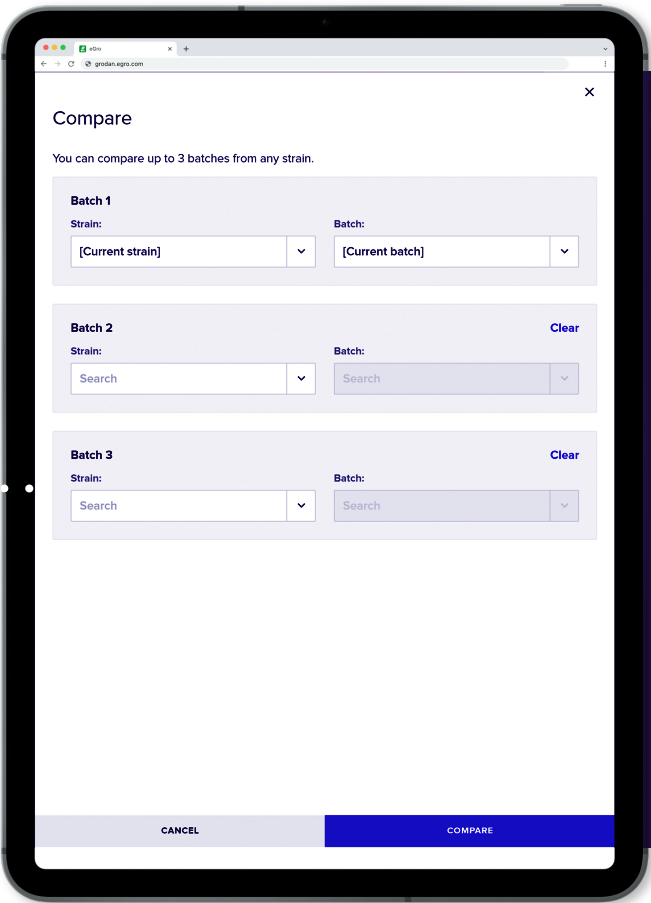
- A continually growing source of information to make sure you can make optimal use of the e-Gro platform
- Learn about the latest features with instruction manuals, videos and other sources of information
- Get in touch with any questions you may have via the 'contact' function

In the upcoming e-Gro release, we are introducing a huge improvement to the growth tracker. For the first time, you can now compare data from multiple batches in one overview! This gives you the tools to optimize your crop steering strategies for different batches. In addition, we have added a support center function to the platform. Here, you can stay up-to-date about the latest features of the platform, find instructions and manuals for how to use the platform, and contact us directly with any questions you may have. These features will be available from July 12th onwards.

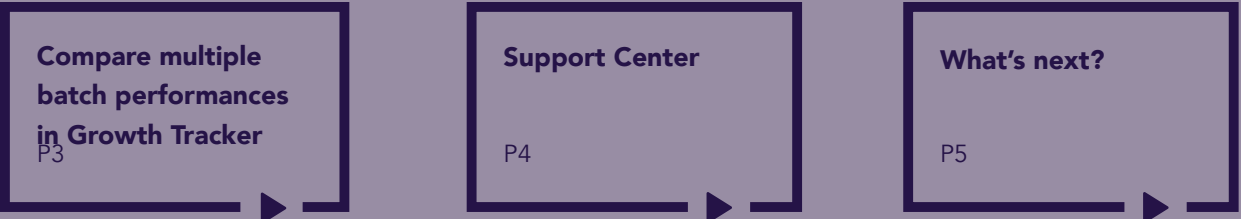
1

Compare multiple batch performances in Growth Tracker

Based on our conversations with growers about their daily challenges, we know there is a high need for the ability to compare batches in one simple overview. That is why with this release we are introducing the new compare module in the growth tracker. This feature enables a detailed comparison of data from current and historical batches or mother plants, for you to analyze and select the best growth strategy. The feature allows you to **compare up to 3 batches** or mother plants in a glance.



• In the overview, you will be able to compare climate and rootzone data from growth cycles, harvest details, batch details, growing phases and post-harvest data in easy-to-read graphs. Ultimately, this information can form the basis for you to create recipes for the most efficient, sustainable and high-quality batches.



Useful tool to achieve consistent quality and yields

With the power to analyze and compare batch data, you can easily gain insight into how and why batches may have differed positively or negatively from one batch to another. For example, the feature helps you to find out what growth technique works best, what strain or batch offers the most effective use of resources, what can be done to eliminate mistakes made in the past, and how to achieve the best quality and consistency of your product. This valuable knowledge can be used as input for a more optimal growth strategy, which can be replicated, leading to consistent quality and yields. It can also help your management team to make the right decisions about resource allocation and cost efficiency.

Batch details			
Propagation			
Planting date:	Jan 05 2020	Aug 21 2019	Feb 03 2019
Room:	Prop 1	Prop 2	Prop 2
Photoperiod:	09:00 AM - 03:00 AM (18:00 hrs.)	09:00 AM - 03:00 AM (18:00 hrs.)	09:00 AM - 03:00 AM (18:00 hrs.)
N° of cuttings:	57 cuttings	64 cuttings	64 cuttings
Mother plant ID('s):	MP123465789 MP123465789 MP123465789	MP123465789 MP123465789	MP123465789 MP123465789
Growing medium, Substrate type:	Stonewool, Super Plugs	Stonewool, Super Plugs	Stonewool, Super Plugs
Climate sensors	CL18273645 CL87654321 CL12345678 CL54637281	CL18273645 CL87654321 CL12345678	CL18273645 CL87654321 CL12345678

7 DAYS

MAX

AM12345678AM87654321AM59846325

How it works

To compare batches, access the growth tracker module via the main navigation menu. Select the **“Compare”** button on the bottom right corner, select your strain, and enter the basic criteria, including facility, strain and batch ID. The comparison tool then displays individual batch data side by side and sensor data on the same graphs for easy comparison.

A sticky header with the batch, strain and planting date follows you as you scroll vertically, allowing you to clearly see what data belongs to what batch. To remove or compare new batches, simply select the edit button on the top right corner of the sticky header and start your analysis.

Important note

- You can only compare batches from different facilities, as long as those facilities have the same Imperial or Metric measurement system
- Users can compare up to 3 batches at oncerecipes

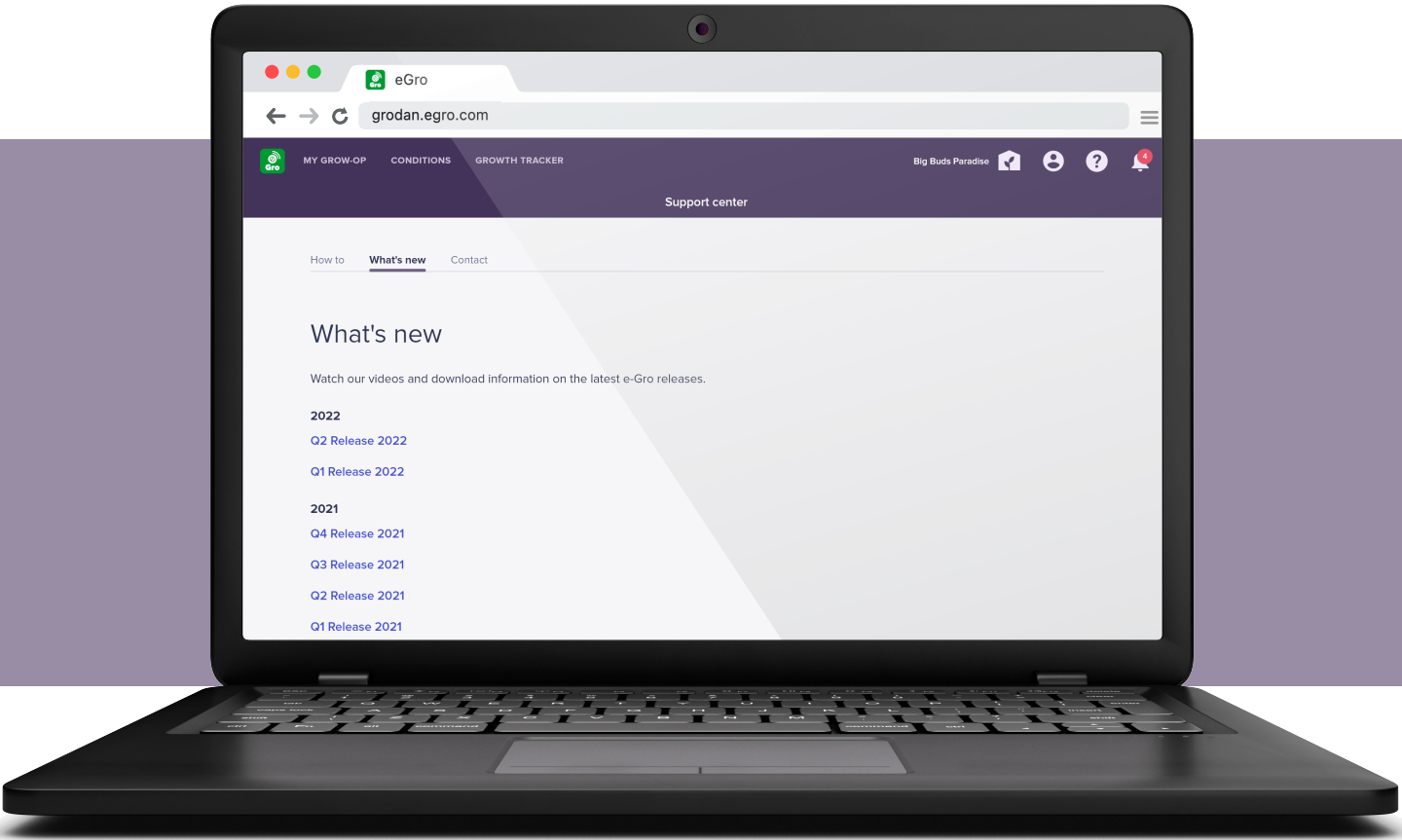
2

Support center

We strive to ensure that you can get the most out of your e-Gro software. Based on the valuable input and feedback from our users, we are now offering you access to a growing support center, full of helpful content to make your e-Gro experience more enjoyable. In the support center environment, you can stay up-to-date about the latest features of the platform, watch videos and download manuals for how to use the platform, and contact us directly with any questions you may have.

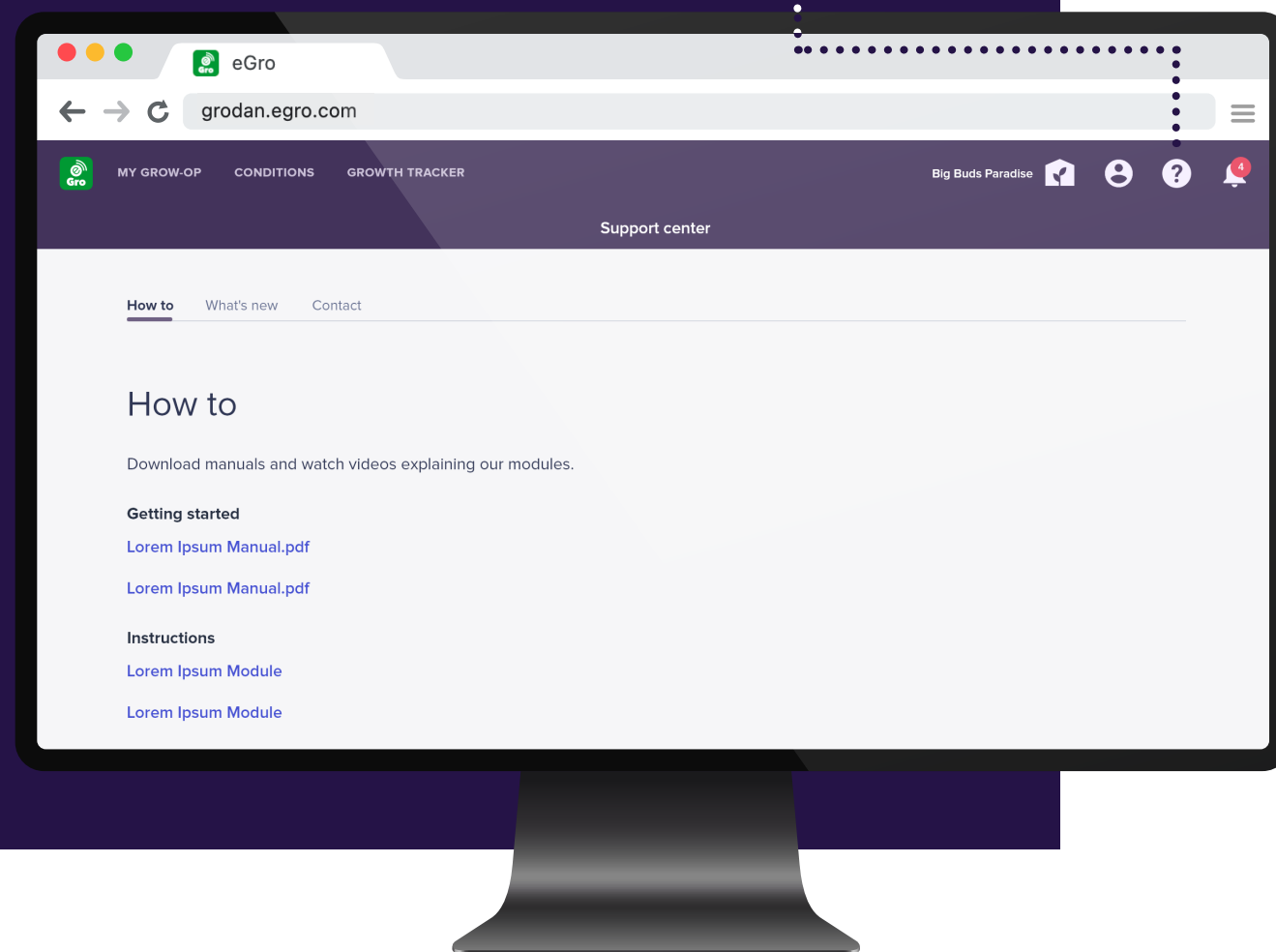
As e-Gro is constantly evolving and new features are added, we will regularly update the support center with new information. That way you can be sure that you won't miss out on any crucial new features!

Paulina Florax
Product Marketing Manager



How it works

Click on the **question mark icon** on the top of your account, which will guide you directly to the support center.



What's next?

Our green experts are always working hard with our users to help them maximize the benefits of the newly released features. In our Q3 release we will be focusing on optimizing the platform for a more consistent and enjoyable data-driven growing experience. Some of the highlights to look forward to will be the optimization of the conditions module, improving our notifications feature and expanding our data extraction framework. All of these updates will be based on feedback and input from you as a user, so we can ensure we offer you the right support to optimize your growth strategy.

Grodan

a division of ROCKWOOL
8024 Esquesing Line
Milton, Ontario L9T 6W3
Tel. : 088-872-2476
info@grodan.com
www.grodan.com

Disclaimer: Neither Grodan nor its employees are cultivators or manufacturers of cannabis. Neither GRODAN nor its employees advocate for or encourage the cultivation of marijuana. GRODAN and its employees shall only engage with those state-licensed or state-approved marijuana business who maintain active licenses and constant compliance with the respective state and local licensing authorities.